



# Manual Groundbox

## Manual Power management

Thank you for choose Entreq

### Introduction.

Every home has a range of products that cause interference & pollutants to enter the mains supply. These products can range from a simple fluorescent light, heating control or even the humble domestic appliance's, scattered around your home. Many modern home appliances use switching power supplies, LED lamps and dimmers these are particularly bad for polluting the mains with high frequency interference. This interference, from a music lover's perspective, can litter the ground/earth plane with noise & also create strong, stray magnetic fields. This in turn can severely affect the sound quality of the music lover's system/setup. An inherent problem with three phase electrical systems is the level of "stray voltage" which are invariably present. Excess power or energy is returned to the ground or earth point, where it is joined to the earth in the fuse box or / and additionally to the protective ground, also found in the water pipe system of your home.

For more info about this, please read our "white paper" that you find on our web site.

We have 2 lines of groundboxes in our assortment.

Line 1. Minimus, Silver Minimus, Olympus mini and Atlantis Minimus ( booster) These are constructed for connect to 1-2 units or for connect to 1-2 pair of our signal/speaker cables.

Line 2. Tellus, Silver Tellus, Poseidon, Olympus Tellus and Atlantis Tellus (booster) These are constructed for hook up your whole system.

Ground cables.

We have a wide range of Eartha cables in our assortment with connectors for any kind of outlet on your unit. Every line have their own character. Please read on website about Eartha cables.

### Get starting Line 1( Minimus line)

Simply connect one of these solutions to the heart of your system (Pre-amp) We also recomend you to test ground the DAC/CD player for find out where you get mos timprovement.

All Entreq signal and speaker cables are constructed for be grounded in Minimus/Tellus

**Note.** Since all our connectors are made of wood for eliminate all kind of stay volts, magnetis, e,t,c and the fact that is vary a lot on the width of RCA outlets, you need to take it gentlry when use our

RCA plugs. The RCA outlet standard are 8mm but vary between 7,85-8,15 from different manufacturers. So please take it gently when you connect the RCA ground cable. Take a good grab on it and push slowly it on. If you force too hard it may split the wood.

Place your groundbox on the floor or in the rack, but make sure there is a distance of at least 15-20 cm to other units. Once connected, your box will start work, but it will take a few minutes for you to hear a difference in sound. This is because it takes a while before the grounding has started to clean up.

**Note.** Feet under your groundbox will improve the result.

It will continue to sound better and better over the coming hours. After ca 24 hours you reach nearly full effect.

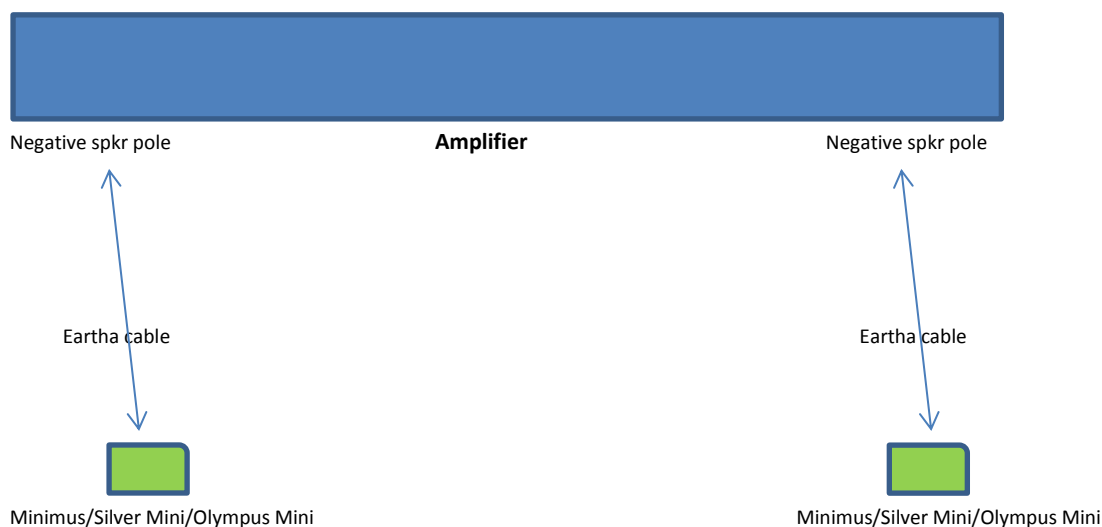
You cannot do an A-B test directly with connect / disconnect because it takes some time before the drain starts to flow and also when disconnect some time before the stray voltages build up the magnetic fields.

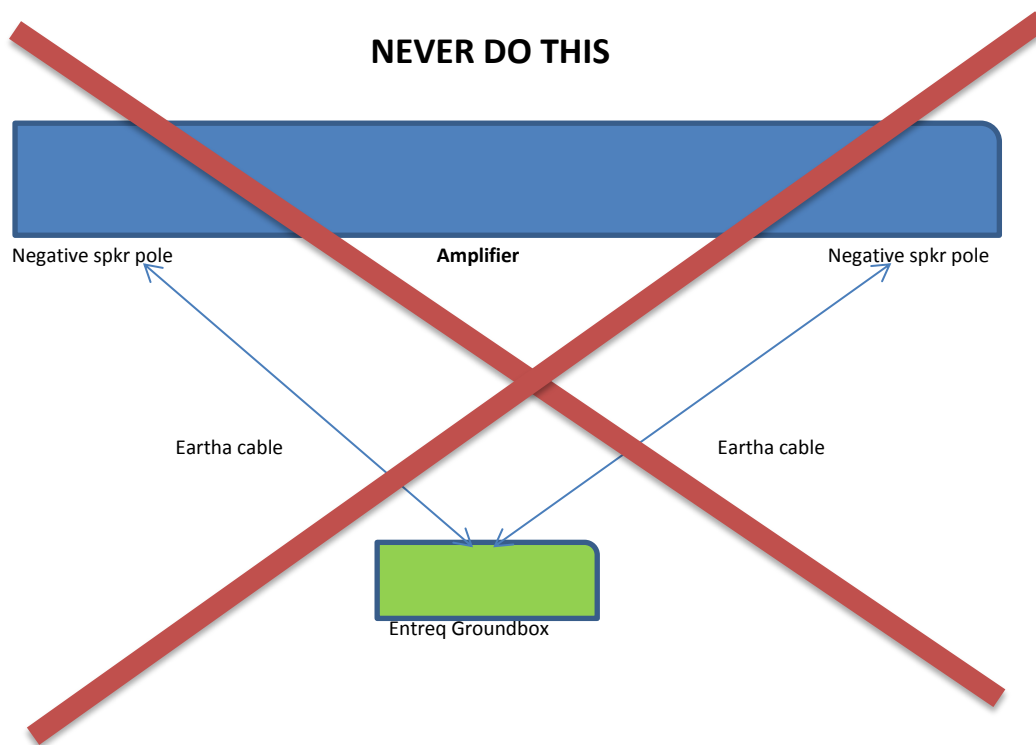
### Ground on Amp negative speaker outlet.

You will get a very good result when connected to the Amp negative speaker pole.

**Make sure you follow the instruction below, otherwise you can damage your amp.**

**1 Only connect each channel (1 negative outlet) to 1 Minimus/Silver Minimus or Olympus Mini**





**Never connect 2 channel ( 2 negative outlet )to 1 groundbox.**

**Make sure you never have any other device connected to the box when connect negative pole to the groundbox.**

### **Get starting Line 2 Tellus / Silver Tellus / Olympus Tellus.**

Depending if you have a Tellus (3 inputs) Silver Tellus (4 inputs) or Olympus Tellus (6 inputs+ 1 input for ground to wallsocket) you can connect 6-12 units (depending of model) More units you ground the better result. However we recomend you to not mix analog and digital units to same input. We find that there be better result if analog and digital equipment's are separated.

For absolute best result you may separate analog and digital devices to different boxes.

Olympus Tellus have 6 silver outlets for ground devices and cables and a dedicated outlet ( Copper) for connect to wallsocket ground with some of our Eartha cable cable with wallsocket connector .

Place your groundbox on the floor or in the rack, but make sure there are a distance of at least 15-20 cm to other units. Once connected, your box will start work, but it will take few minutes to you hear a difference in sound. These because it take a while before the grounding have start clean up.

**Note.**Put Feets under your groundbox will improve the result.

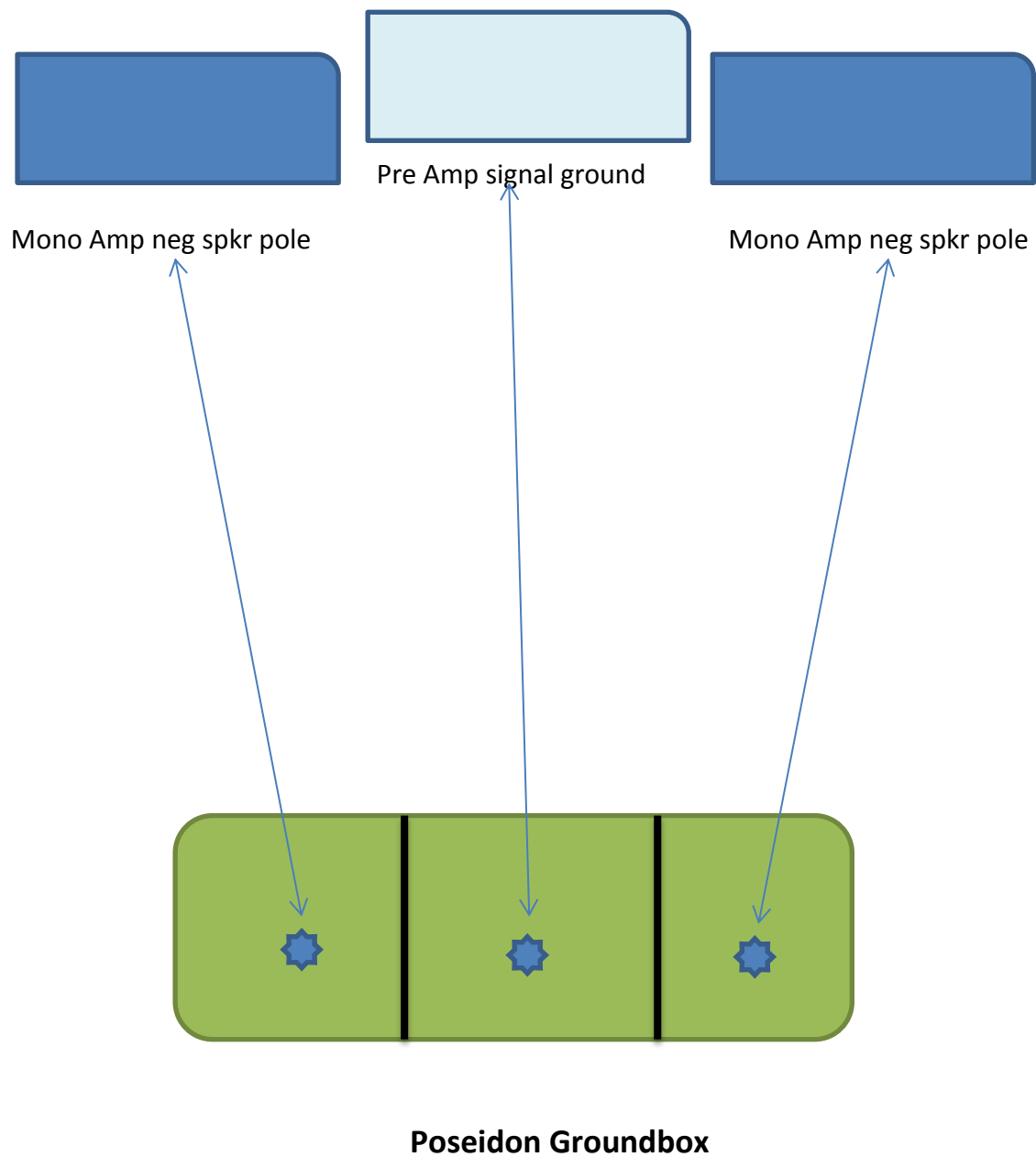
It will continue sound better and better the comming hours. After ca 24 hours you reach nearly full effect.

You can not do a A-B test directly with connect / disconnect because it take some time before the drain start flow and also when disconect some time before the stay voltages build up the magnetic fiels.

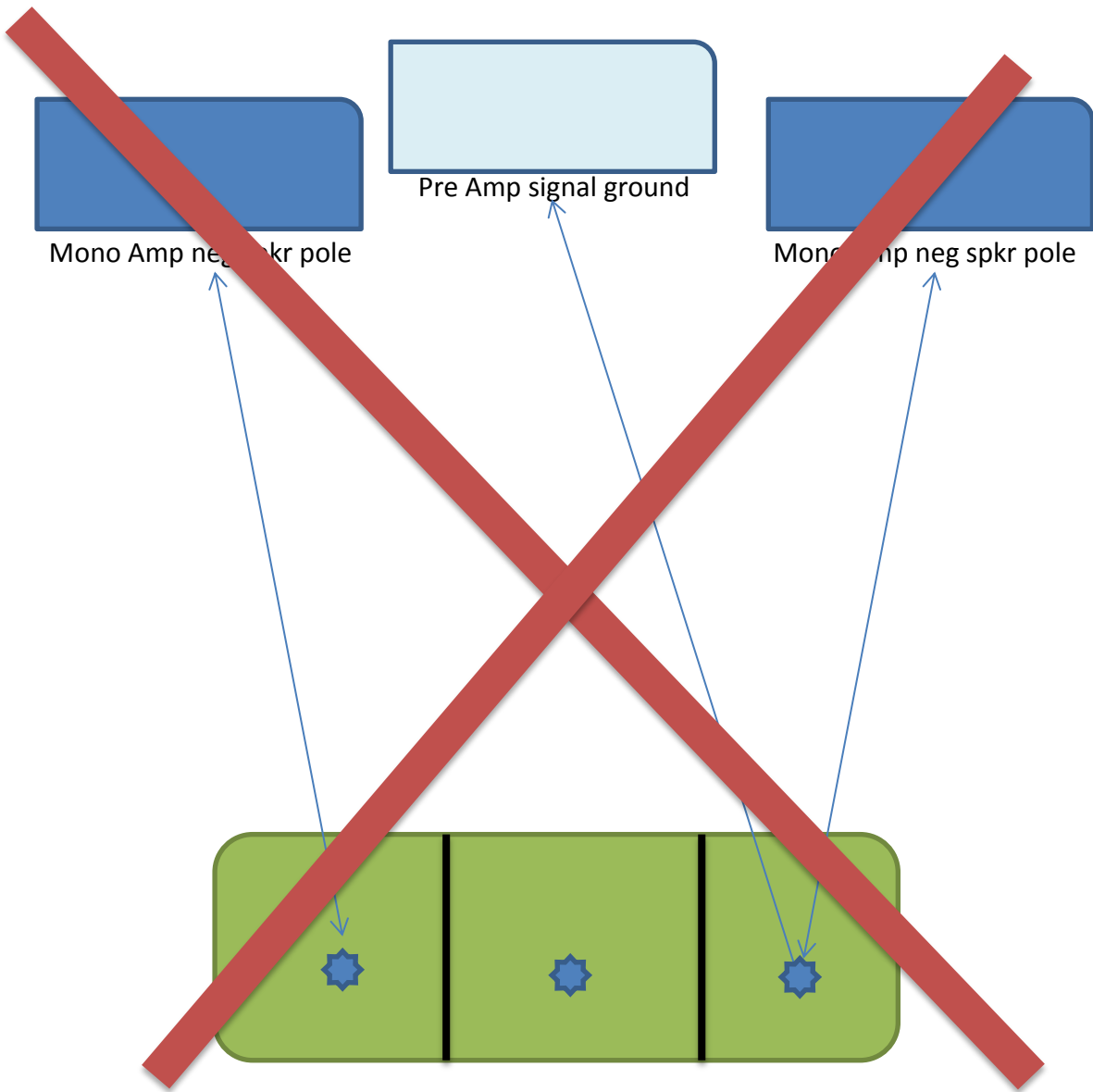
### Poseidon

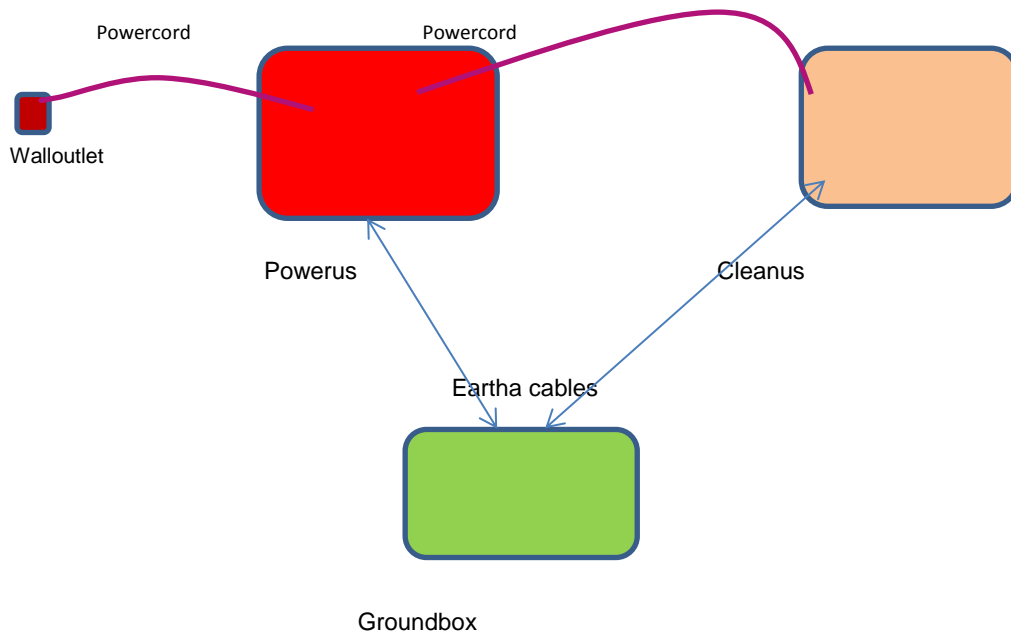
Poseidon have 3 totally separated inputs. In fact it's like 3 Olympus Mini in 1 box.

This mean that you with Poseidon can connect Amp negative speaker pole to one box as long you only use 1 Eartha cable to each input on Poseidon.



### NEVER DO THIS



**Powerus./Cleanus**

PowerUs, Cleanus and our range of Ground Box's are very effective in there own rights but when you hook up a complete system and wire them together with our Eartha cables you really do achieve an outstanding performance.

Connect the plug with pin marked Furuthech to wall socket phase.

On backside of Powerus/Cleanus there are a outlet for connect to Tellus/Silver Tellus /Olympus Tellus with Eartha cable. You should make the connection straight from Powerus to Tellus and straight from Cleanus to Tellus .This will improve the soundquality significant.

**Note.**Put Feets under your boxes will improve the result.

Protective ground/earth should never be disconnected! The ground boxes never can be used as protective ground. Tellus/Minimus are constructed for work in the high frequency area and with volts below 10V and its effect depends on the quality of the users ground floor. Tellus &Minimus should be sited away from your other equipment to maximize their performance.

We hope you will have many wonderful musical experiences with our products.

Per-Olof